
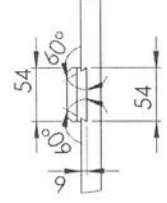
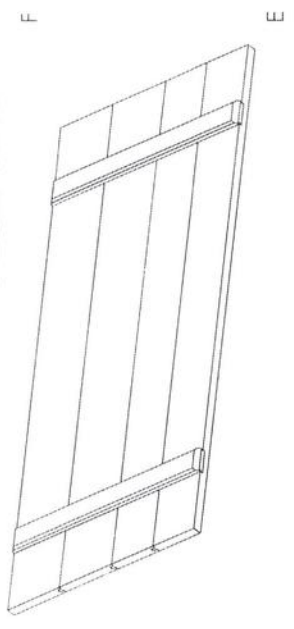


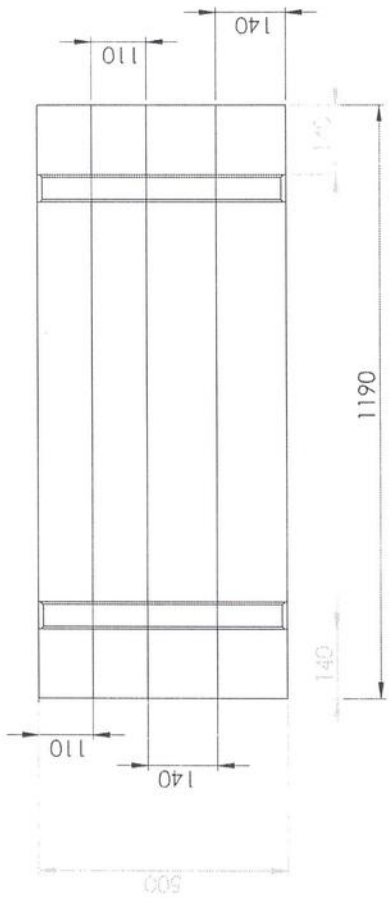
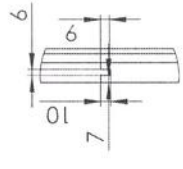
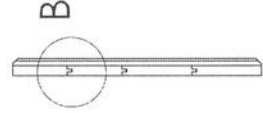
8 7 6 5 4 3 2 1

NECLASIFICAT

Detaliu A
Scara 1:5



Detaliu B
Scara 1:5



NOTA :

1. Talpa se monteaza pe capac prin coada de randunica Detaliu A, se lipeste cu clei si se fixeaza din interior cu 4 halsuruburi echidistante 4x35 EN 14592
2. Scandurile se imbrina conform Detaliu B si se lipesc cu clei
3. Latimea scanurii la exterior minim 80mm, la interior min 60mm

*11 capete II
cf. cu proiectul*

Proiectat Necsa I.
 Desenat Necsa I.
 Verificat Pop L.
 Confr. STAS Cernea E.
 Aprobat Pop L.

Masa neta:

Scara: 1:10

Data: 25.09.15

F.A.CUGIR

D_A_Capac1

8 7 6 5 4 3 2 1