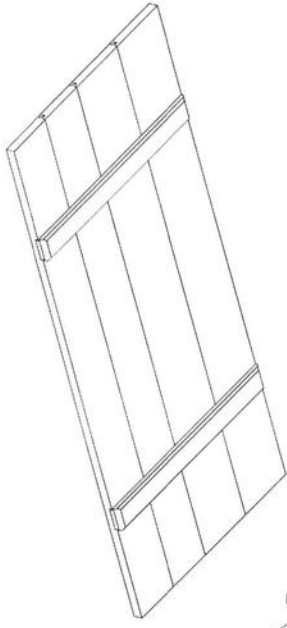

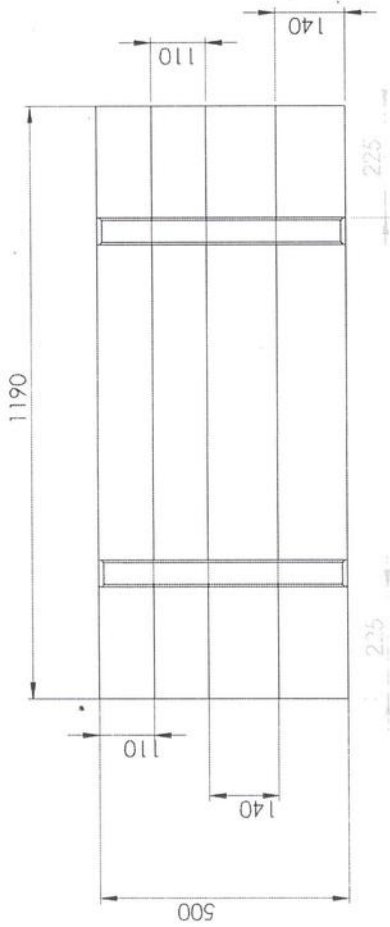
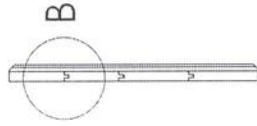
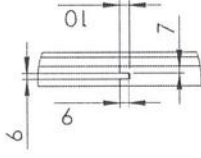


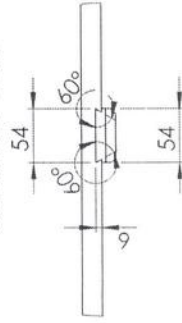
NECLASIFICAT



Detaliu B
Scara 1:5



Detaliu A
Scara 1:5



NOTA :

1. Talpa se monteaza pe fund prin coada de randunica Detaliu A ,se lipeste cu clei si se fixeaza din interior cu 4 holstruburi 4x35 EN 14592
2. Scandurile se imbina conform Detaliu B si se lipesc cu clei
3. Latimea scanurii la exterior minim 80mm, la interior min 60mm

Proiectat Necsa I.
 Desenat Necsa I.
 Verificat Pop L.
 Confr./STAS Cernea E.
 Aprobat Pop L.

Masa neta:

SCARA:
1 : 10

Data: 28.09.15

F.A.CUGIR

D_A_Fund1

*si repozite
of. de proiectare*